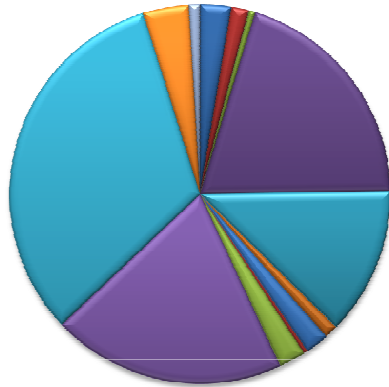


ABC Sample Hospital HCFS Payor Mix Comparison

Description: Used to compare the payor mix between two periods of time.
Report Execution Date: 4/21/2009

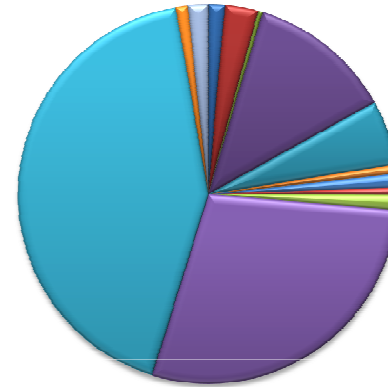
Accounts transmitted between 4/1/2007 and 3/31/2008

Discharge Balance



- County Indigent \$362,646
- Credit Application \$204,444
- Insurance - Cobra \$80,561
- Insurance (non-specific) \$2,781,325
- Medicare \$1,746,135
- Section 1011 \$155,561
- Third Party \$278,608
- TX Crime Victims \$48,229
- TX MCD-SSI \$310,576
- TX Medicaid \$2,754,018
- TX Medicaid - Under 18 \$4,470,367
- Veterans Administration \$538,246
- Workers Compensation \$128,235

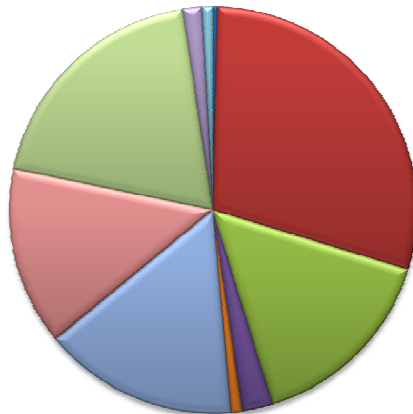
Count



- County Indigent 11
- Credit Application 22
- Insurance - Cobra 3
- Insurance (non-specific) 96
- Medicare 43
- Section 1011 6
- Third Party 9
- TX Crime Victims 5
- TX MCD-SSI 10
- TX Medicaid 221
- TX Medicaid - Under 18 331
- Veterans Administration 8
- Workers Compensation 13

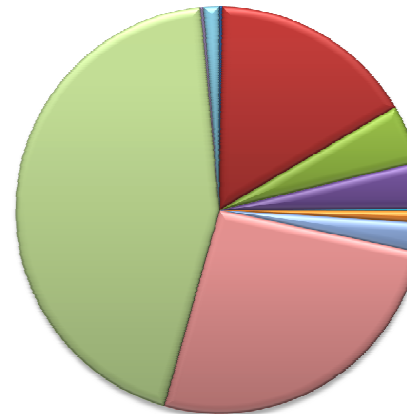
Accounts transmitted between 4/1/2008 and 3/31/2009

Discharge Balance



- County Indigent \$74,605
- Insurance (non-specific) \$5,973,210
- Medicare \$3,154,048
- Section 1011 \$487,288
- Third Party \$11,188
- TX Crime Victims \$184,969
- TX MCD-SSI \$3,135,621
- TX Medicaid \$2,891,818
- TX Medicaid - Under 18 \$3,939,552
- Veterans Administration \$311,766
- Workers Compensation \$170,742

Count



- County Indigent 2
- Insurance (non-specific) 133
- Medicare 38
- Section 1011 30
- Third Party 1
- TX Crime Victims 8
- TX MCD-SSI 19
- TX Medicaid 212
- TX Medicaid - Under 18 360
- Veterans Administration 2
- Workers Compensation 10